



# PRODUCT SHEET

# MERIDIAN 50

60" X 36" X 20"



<b>THERMOMASSEUR® BATH</b>	\$
<b>THERMASENS® BATH</b>	\$
<b>TUB no therapy</b>	\$

THERMOMASSEUR (TMU)	
Jets	40
1 heated backrest	included
MiaPlus® Control	included
Geysair®	included
AromaCloud®	\$
Chromatherapy - 2 LED	\$

THERMASENS (TMSU)		TUB no therapy
AromaCloud®	included	\$
Chromatherapy - 2 LED	included	\$
WarmTouchShell®	included	\$
DOT control	included	included with therapy

FEATURES			
Installation	Drop-in, Alcove (3 walls) or Undermount*		
No. of bathers	↓	Imp. gallons	38
US gallons	45		

### OPTIONAL UPCHARGE APPLICABLE

COLOR	
<b>Standard</b>	
White	Biscuit
<b>Optional</b>	
Black	Sandbar
	Gray
	\$

### CONTROL (TMU ONLY)

MiaMultij®	\$
------------	----

SKIRT	MULTIFIT	SJ-1
Skirt	\$	\$
Optional color	\$	\$

### WASTE & OVERFLOW 16" X 35"

Chrome	\$
White, Biscuit	\$
Brass	\$
Brushed nickel, Polished nickel & Oil-rubbed bronze	\$

### TILE FLANGE (specify right or left)

Ordered with bath, uninstalled	\$
Factory-installed	\$

\* THE AROMACLOUD IS NOT AVAILABLE WITH UNDERMOUNT INSTALLATION.

1 800 463.2187 From 8 a.m. to 8 p.m. Monday to Thursday (EST)  
 info@bainultra.com From 8 a.m. to 5 p.m. on Friday (EST)

# MERIDIAN 50 60" X 36" X 20"

## ACCESSORIES (OPTIONAL)

CUTTING TEMPLATE

# 90000006

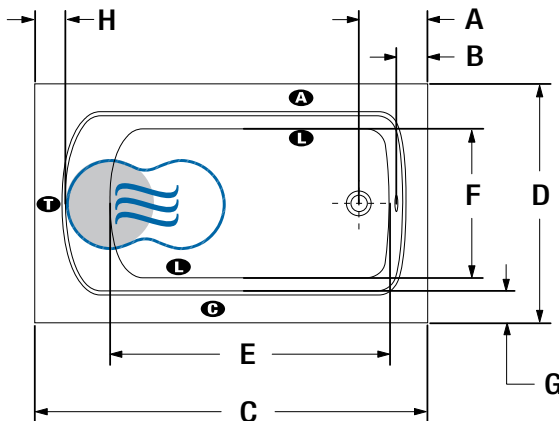
### OTHERS

- Optional tile flange (specify right or left).
- If ordered with an installed tile flange, the control will be shipped separately.

TOTAL PRICE

\$

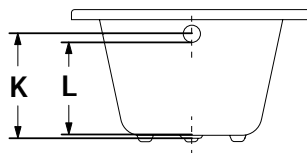
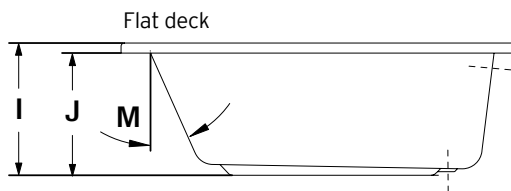
## ALCOVE/DROP-IN/UNDERMOUNT INSTALLATION



LETTER	DESCRIPTION	MEASURE
A	Outside edge to center waste	10 7/8"
B	Outside edge to overflow	4 1/8"
C	Total length	60"
D	Total width	36 1/2"
E	Bathing well length	42 3/8"
F	Bathing well width	22 3/4"
G	Deck width	4 1/4"
H	Deck width at backrest end	4"
I	Height from bottom of tub to top deck	20 1/4"
J	Height from bottom of tub to bottom of lip	18 3/4"
K	Height from waste to center of overflow	15 7/8"
L	Maximum water level	14 1/4"
M	Slope of backrest	24°

- T** Indicates turbine position (TMU)
- L** Indicates LED light position
- Indicates heated backrest (TMU)
- C** Indicates control position when factory-installed
- ☞** Indicates WarmTouchShell position (TMSU)
- A** Indicates AromaCloud position

When tiling flange is added, the AromaCloud will automatically be installed on the opposite side of the flange.



## TECHNICAL SPECIFICATIONS

<b>Hot water supply required</b>	Should be 70% of water capacity of tub or greater.
<b>Turbine</b>	Access to the pump must be at least 18" X 22". Standard connection is 15 A. 120 V, 60 hz, dedicated line with a Ground-Fault Circuit Interrupter (GFCI). With Geysair, upgrade to 20 A. 120 V, 60 hz, dedicated line GFCI is needed. For any additional option with the Geysair, a second line is needed 15 A. 120 V, 60 hz, dedicated line with a GFCI. Air vent necessary: 2" X 4" minimum.

Our products must be installed by certified professionals only and according to our Owner's Manual as well as federal, provincial/state and local building codes and regulations ([www.bainultra.com/documentations](http://www.bainultra.com/documentations)).

<b>Approx. shipping weight</b>	124 lbs
<b>Turbine power</b>	600 W
<b>Air heater</b>	700 W

### WARRANTY

Controls-LED-Geysair*	5 years
Bath & turbine*	20 years

\*Some restrictions apply | [www.bainultra.com/warranty](http://www.bainultra.com/warranty)



The specifications shown indicate the outer edge dimension and the inside bathing capacity dimension measured at air jets' height. The manufacturer accepts a 1/4" [0,64 cm] variance. There are variations on each product and specifications are subject to change as we improve upon our product as required. The dimensions needed for site preparation and structure building will differ. BainUltra® assumes no responsibility for preparatory work done prior to the product being on site.