



## Shower-Ware® 470B Series

Apex Type 7 Three Station Showers



478B-W-RD



478BWH-W-RD

Fixture May Show Some Available Options

Please visit [www.acorneng.com](http://www.acorneng.com) for most current specifications.

### Apex Type 7 Three Station Showers

**Housing** is 18 gage, type 304 stainless steel with satin finish.

**Supply Piping** is flex hose with bronze or wrought copper fittings. Shower head riser and valve supply inlet piping may differ. Supply stub out is sized to provide adequate water to each head simultaneously. Piping is hydrostatically tested at 150 PSI.

**Control Valve** type is indicated by selected Apex model number. All valves have replaceable cartridges which contain all wearing parts and are serviced from the face of the shower for easy maintenance. Valve is tamper-resistant and may include an easy to close mechanism and low leverage handle to protect the operating parts from excessive torque.

**Shower Heads** are solid brass, triple chrome-plated and include built-in 2.2 GPM flow restrictor. The Acorn Logan Wizard Shower Head design provides self-cleaning with every use, and has an adjustable spray pattern from a coarse stream to a fine mist.

**Fasteners.** Acorn furnishes all exposed tamper-resistant fasteners necessary to complete the on-site shower assembly; however, concealed wall fasteners or anchor shields are not furnished.

#### GUIDE SPECIFICATION

Provide and install Acorn Apex Three Station Showers (specify model number and options). Housing shall be 18 gage, type 304 stainless steel with satin finish. Shower head shall be Acorn Logan Wizard with adjustable spray from a coarse stream to a fine mist. Showers shall be pre-piped and hydrostatically factory tested at 150 PSI. Showers shall be provided with the following optional equipment: (example -G Individual Stops). Installation shall be made in accordance with manufacturer's recommendations and details.



# Shower-Ware®: 470B Apex Type 7 Three Station Showers

## Shower Head Discharge Height (Not Part of Model Number)

6'-0"  5'-6"  5'-0"  Other (Specify) \_\_\_\_\_

## MODEL NUMBER AND OPTIONS SELECTION

### SERIES (Must Specify)

4 Apex

### TYPE (Must Specify)

-7 Three Station Showers

### VALVE (Must Specify)

- 0 Electronic Valves, Single-Temp Metering
- 1 Flo-Cloz, H & C
- 5 Flo-Cloz, Single Temperature
- 6 Air-Control, Single Temperature Metering
- 7 Meter-Matic, Single Temperature Metering
- 8 T/P Temperature-Pressure Balancing Mixing Valve (ASSE Compliant)
- 9 Without Valves (Remote Control)

### ELECTRONIC VALVE SELECTION

#### (Refer to Valves Section for Submittal Data)

- EVS1 Electronic Valve System - Single Temp
- EVSP1 -EVS1 with Piezo Pushbutton
- MVC1 Time-Trol - Single Temp
- CI Cycle Interrupt

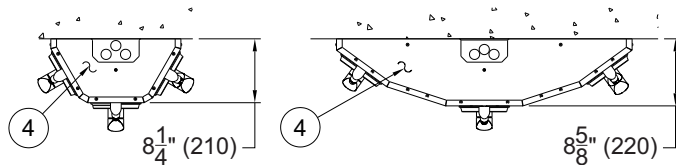
### SUPPLY (Must Specify)

- T Top
- W Wall

### Product Options

- BS Built-in Liquid Soap System
- CSH Conical Showerhead
- D Soap Dish
- DS Diana Circular Privacy (See Diana Privacy Tab)
- EG Enviro-Glaze Color, Specify \_\_\_\_\_
- F Flow Control, Specify: (Showerhead Only)
  - 1.4 GPM  1.6 GPM  2.0 GPM
- FG 14 Gage Material Construction
- FX Hand Shower With 60" Stainless Steel Hose (All Stations)
- G Individual Stops
- GG Unit Shutoff Valve
- H Hand Volume Control
- K Allen Key Volume Control
- LVR Lever Handle (-5 Valves Only)
- MSH Multi-Stream Shower Head
- MV Metering Valve in Riser (Air-Control)
- P Penal Shower Head
- PBH Hemispherical Pushbutton
- RD Recessed Soap Dish
- SB 24" Slide Bar (For -FX Hand Shower)
- SC Supply Cover, Ceiling Height \_\_\_\_\_
- SLPB Sloping Bottom
- SLPT Sloping Top
- TF Transformer
- WH Wide Housing
- WS Without Showerhead
- Y Universal Ball Joint
- YY Lockable Universal Ball Joint
- Z Up-Down Ball Joint
- ZZ Lockable Up-Down Ball Joint

Please visit [www.acorneng.com](http://www.acorneng.com) for most current specifications.

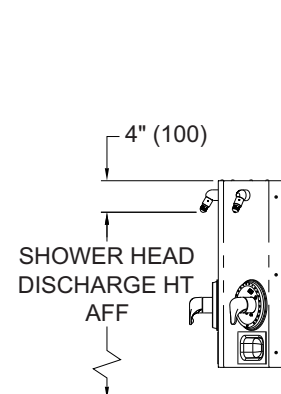
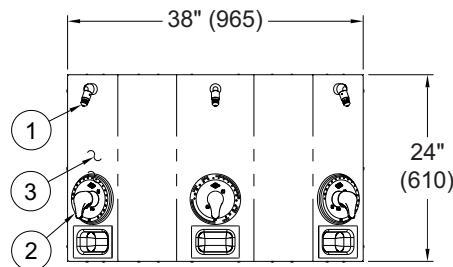
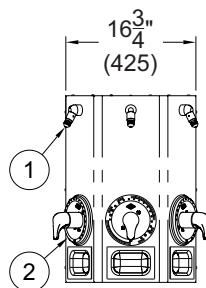


### NOTES:

1. Shower head.
2. Control Valve, -8 T/P Tempering Valve shown.
3. Optional -WH Wide Housing.
4. Removable top or bottom plate.

478B-W-RH-RD

478B-W-RH-RD



<p><b>Important:</b> Installation instructions and current rough-in are furnished with each fixture. Do not rough in without certified dimensions. Dimensions are subject to manufacturer's tolerance of plus or minus 1/4" and change without notice. Acorn assumes no responsibility for use of void or superseded data. © Copyright 2006 Acorn Engineering Company</p>	
<p style="text-align: center;"><b>Selection Summary</b></p> <p>Model No. &amp; Option _____</p> <p>Quantity _____</p>	<p style="text-align: center;"><b>Approved for Manufacturing</b></p> <p>Company _____ Title _____</p> <p>Signature _____ Date _____</p>