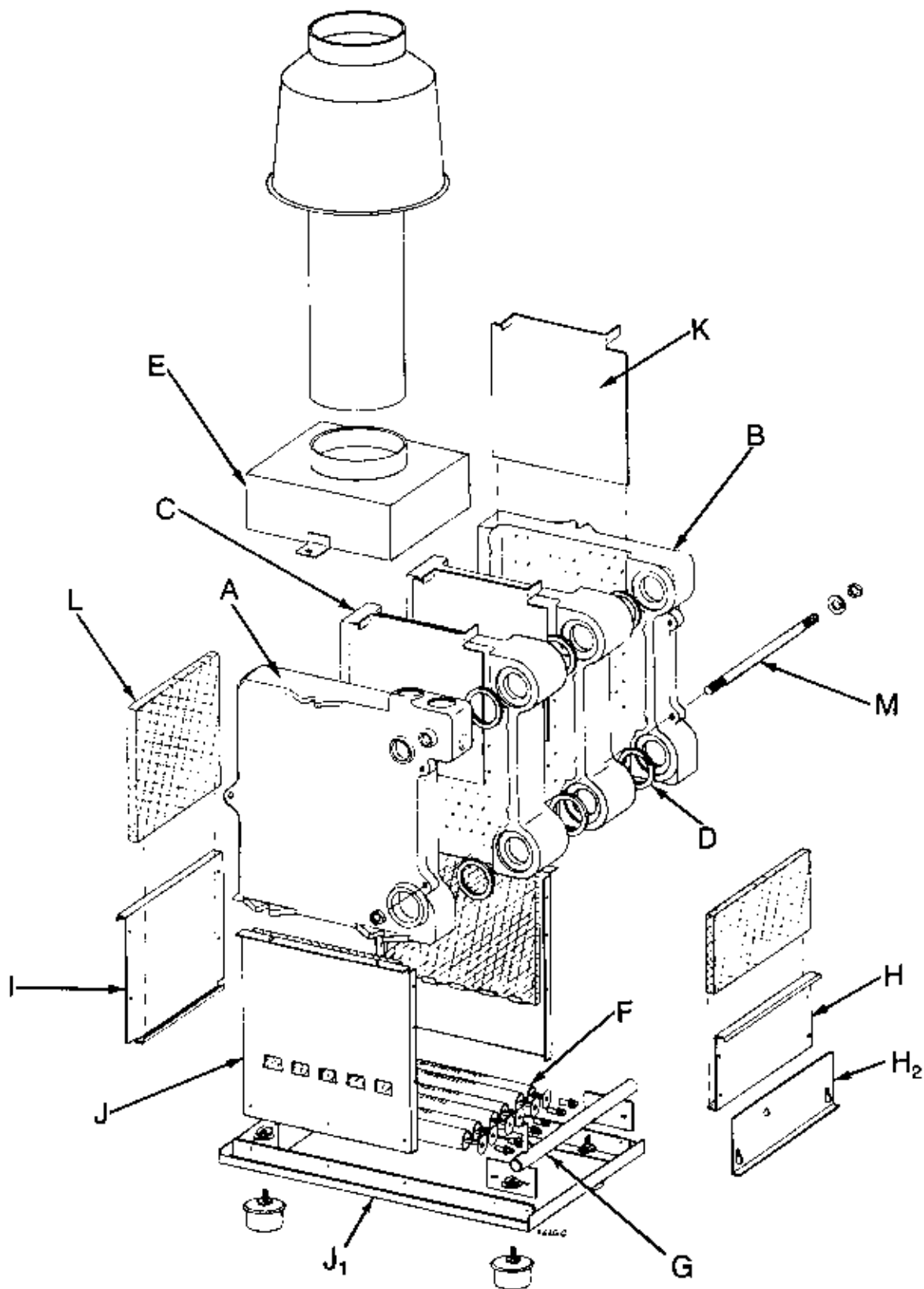


CG Section and Base Assembly Series 1 through 12



CG Section and Base Assembly Series 1 through 12

Fig. No.	Part No.	Description	Series No.
A	NA	Left Hand End Section 5114	1-7
A	311-103-800	Left Hand End Section 5124	8
A	311-103-815	Left Hand End Section 51124	9-12
B	NA	Right Hand End Section	1-7
B	311-103-810	Right Hand End Section 5128	8
B	311-103-821	Right Hand End Section 51128	9-12
C		Intermediate Section 5115 (No longer available)	1-7
C	311-103-805	Intermediate Section 5125	8
C	311-103-818	Intermediate Section 51125	9-12
		Section Assembly:CGM,P-CG-3, 25 & 25A (Note)(No longer available Replace with Series 9 thru 12 Section Assy)	1,4-8
		Section Assembly:CGM,P-CG-4 (Note)(No longer available Replace with Series 9 thru 12 Section Assy)	1,4-8
		Section Assembly:CGM,P-CG-5 (Note)(No longer available Replace with Series 9 thru 12 Section Assy)	1,4-8
		Section Assembly:CGM,P-CG-6 (Note)(No longer available Replace with Series 9 thru 12 Section Assy)	1,4-8
		Section Assembly:CGM,P-CG-7 (Note)(No longer available Replace with Series 9 thru 12 Section Assy)	1,4-8
		Section Assembly:CGM,P-CG-8 (Note)(No longer available Replace with Series 9 thru 12 Section Assy)	1,4-8
		Section Assembly:CGM,P-CG-9 (Note) (No longer available)	1,4-7
		Section Assembly:CGM,P-CG-10 (Note) (No longer available)	1,4-7
	321-114-286	Section Assembly: CGM,P-CG, CGI-3, 25 & 25A with Well (Note)	9-12
	321-114-287	Section Assembly: CGM,P-CG, CGI-4 with Well (Note)	9-12
	321-114-288	Section Assembly: CGM,P-CG, CGI-5 with Well (Note)	9-12
	321-114-289	Section Assembly: CGM,P-CG, CGI-6 with Well (Note)	9-12
	321-114-290	Section Assembly: CGM,P-CG, CGI-7 with Well (Note)	9-12
	321-114-291	Section Assembly: CGM,P-CG, CGI-8 with Well (Note)	9-12
	381-354-527	Section Replacement Kit (One per Joint)	9-12
D	561-326-825	Push Nipple Malleable #1A (Two per Joint)	1-7
D	592-800-011	Square Cut Seal 2" (Two per Joint)	8-12
	591-641-865	Cope Seal for Sections (3' per Joint)	1-7
	591-602-913	Retort Cement – 1 Quart	1-7
		Retort Cement – Pint (No longer available)	8-12
	591-638-850	Silicone Sealant – RTV 700, 10.3 oz. Tube	8-12
	591-706-214	Flue Brush – 123 DMG	1-12
E		Collector Hood Replacement Kit CG-25	11-12
E		Collector Hood Replacement Kit CG-3	9-12
E		Collector Hood Replacement Kit CG-4	9-12
E		Collector Hood Replacement Kit CG-5	9-12
E		Collector Hood Replacement Kit CG-6	9-12
E		Collector Hood Replacement Kit CG-7	9-12
E		Collector Hood Replacement Kit CG-8	9-12
	381-354-523	Limit Control Well	9-12
	450-021-240	Vertical Draft Hood CG-25	9-12
	450-021-241	Vertical Draft Hood CG-3	9-12
	450-021-242	Vertical Draft Hood CG-4	9-12
	450-021-243	Vertical Draft Hood CG-5	9-12
	450-021-244	Vertical Draft Hood CG-6	9-12
	450-021-245	Vertical Draft Hood CG-7	9-12
	450-021-246	Vertical Draft Hood CG-8	9-12
	560-528-989	Natural Gas Orifice 46 Drill 7/16" Hex, 1/8" N.P.T.	5-8
	560-528-990	LP Gas Orifice 56 Drill 7/16" Hex, 1/8" N.P.T.	5-8
	560-528-997	Natural Gas Orifice 2.0mm Drill, 7/16" Hex, 1/8" N.P.T.	9-12
	560-528-998	LP Gas Orifice 1.3mm Drill, 7/16" Hex, 1/8" N.P.T.	9-12
F	512-200-077	Stainless Steel Burner	5-8
F	512-200-077	Stainless Steel Burner	9-12
	512-200-078	Stainless Steel Burner with Pilot Bracket	5-8
	512-200-078	Stainless Steel Burner with Pilot (PID version only)	9-12
	512-200-079	Stainless Steel Burner with Pilot (SPD version only)	9-12
	450-003-742	Base Burner Rest CG-25	8-12
	450-003-736	Base Burner Rest CG-3	8-12
	450-003-737	Base Burner Rest CG-4	8-12
	450-003-738	Base Burner Rest CG-5	8-12
	450-003-739	Base Burner Rest CG-6	8-12
	450-003-740	Base Burner Rest CG-7	8-12
	450-003-741	Base Burner Rest CG-8	8-12
G	591-126-556	Manifold CG-7	9-12
G	591-126-557	Manifold CG-8	9-12
G	591-126-615	Bent Tube Manifold CG-25	7-12

CG Section and Base Assembly Series 1 through 12

G	591-126-616	Bent Tube Manifold CG-3	7-12
G	591-126-617	Bent Tube Manifold CG-4	7-12
G	591-126-618	Bent Tube Manifold CG-5	7-12
G	591-126-619	Bent Tube Manifold CG-6	7-12
H	460-003-777	Base Front Cross Tie CG-25, 3	4-12
H	460-003-778	Base Front Cross Tie CG-4	4-12
H	460-003-779	Base Front Cross Tie CG-5	4-12
H	460-003-780	Base Front Cross Tie CG-6	4-12
H	460-003-781	Base Front Cross Tie CG-7	4-12
H	460-003-782	Base Front Cross Tie CG-8	4-12
H2	460-003-741	Base Access Panel CG-25, 3	4-12
H2	460-003-742	Base Access Panel CG-4	4-12
H2	460-003-743	Base Access Panel CG-5	4-12
H2	460-003-744	Base Access Panel CG-6	4-12
H2	460-003-745	Base Access Panel CG-7	4-12
H2	460-003-746	Base Access Panel CG-8	4-12
I	460-003-701	Base Back Cross Tie CG-25, 3	4-12
I	460-003-702	Base Back Cross Tie CG-4	4-12
I	460-003-703	Base Back Cross Tie CG-5	4-12
I	460-003-704	Base Back Cross Tie CG-6	4-12
I	460-003-705	Base Back Cross Tie CG-7	4-12
I	460-003-706	Base Back Cross Tie CG-8	4-12
J	460-003-710	Base Side Panel	4-12
	450-030-474	Base Pan Angle R.H.	8-12
	450-030-475	Base Pan Angle L.H.	8-12
	381-354-355	Base Replacement Carton CG-25	8-12
	381-354-356	Base Replacement Carton CG-3	1-12
	381-354-357	Base Replacement Carton CG-4	1-12
	381-354-358	Base Replacement Carton CG-5	1-12
	381-354-359	Base Replacement Carton CG-6	1-12
	381-354-360	Base Replacement Carton CG-7	1-12
	381-354-361	Base Replacement Carton CG-8	4-12
J1	450-003-730	Base Pan CG-25, 3	8-12
J1	450-003-731	Base Pan CG-4	8-12
J1	450-003-732	Base Pan CG-5	8-12
J1	450-003-733	Base Pan CG-6	8-12
J1	450-003-734	Base Pan CG-7	8-12
J1	450-003-735	Base Pan CG-8	8-12
J1	460-003-700	Radiation Plate w/ Horizontal Bends (1 per Joint)	7-12
	591-602-913	Retort Cement Qt.	1-7
	591-608-915	Retort Cement ½ Pint	8-12
	591-638-850	Silicone Sealant RTV 700 10.3 OZ. Tube	8-12
	591-641-865	Cope Seal F402 Bidco (3' per Joint)	1-7
	591-706-214	Flue Brush 123 DMG	1-12
L	381-354-518	Base Replacement Insulation Carton CG 25-5	4-12
L	381-354-519	Base Replacement Insulation Carton CG 6-9	4-12
	590-424-252	Base Leg Assembly 1-1/2" Gray	8-12
M		3/8" X 9" Tie Rod w/o Nut (2 per Boiler)CG-3	1-7
M		3/8" X 12" Tie Rod w/o Nut (2 per Boiler)CG-4	1-7
M	560-234-422	3/8" X 15" Tie Rod w/o Nut (2 per Boiler)CG-5	1-7
M	560-234-433	3/8" X 18" Tie Rod w/o Nut (2 per Boiler)CG-6	1-7
M	560-234-437	3/8" X 21" Tie Rod w/o Nut (2 per Boiler)CG-7	1-7
M		3/8" X 24" Tie Rod w/o Nut (2 per Boiler)CG-8	1-7
M		3/8" X 27" Tie Rod w/o Nut (2 per Boiler)CG-9	1-7
M		3/8" X 30" Tie Rod w/o Nut (2 per Boiler)CG-10	1-7
	561-928-215	3/8" Hex Nut (2 per rod)	1-7
	562-248-690	3/8" Wrought Washer Type A (1 per rod)	1-7
M	560-234-500	7/16" X 9" Tie Rod w/o Nut (3 per Boiler) CG-25, 3	8-12
M	560-234-501	7/16" X 12" Tie Rod w/o Nut (3 per Boiler) CG-4	8-12
M	560-234-502	7/16" X 15" Tie Rod w/o Nut (3 per Boiler) CG-5	8-12
M	560-234-503	7/16" X 18" Tie Rod w/o Nut (3 per Boiler) CG-6	8-12
M	560-234-504	7/16" X 21" Tie Rod w/o Nut (3 per Boiler) CG-7	8-12
M	560-234-505	7/16" X 24" Tie Rod w/o Nut (3 per Boiler) CG-8	8-12
	561-928-235	7/16" Hex Nut (2 per rod)	8-12
	562-248-684	7/16" Washer Medium Plain Split Lock (1 per rod)	8-12

NOTES:

- 1) All replacement block assemblies use elastomer seals.
- 2) Number of burners CG-25 - 2 main burners & 1 burner w/Pilot bracket, CG-3 - 3 main burners & 1 burner w/Pilot bracket, CG-4 - 5 main burners & 1 burner w/Pilot bracket, CG-5 - 7 main burners & 1 burner w/Pilot bracket, CG-6 - 9 main burners & 1 burner w/Pilot bracket, CG-7 - 11 main burners & 1 burner w/Pilot bracket, CG-8 - 13 main burners & 1 burner w/Pilot bracket.

NA – Not Available

CG/CGM Series 9 & 10 Standing Pilot

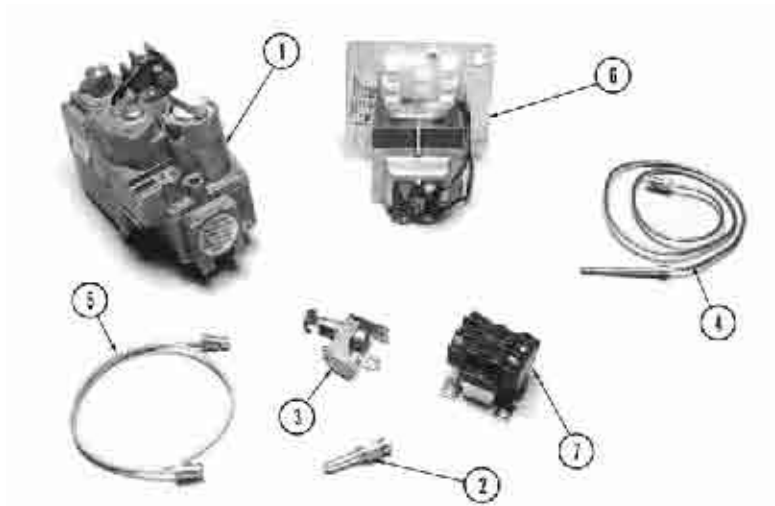


Fig. No.	Part No.	Description	Mfg.	Mfg.'s Part No.	Boiler Size
COMPONENTS FOR NATURAL GAS					
1N	511-044-360	Combination Gas Valve, 1/2" X 1/2" N.P.T., 24 Volt, CG-25-6	Honeywell	VR8200A2116	25 – 6
1N	511-044-360	Combination Gas Valve, 1/2" X 1/2" N.P.T., 24 Volt, CG-25-6	Robertshaw	7AO-A1B-042	25 – 6
1N	511-044-256	Combination Gas Valve, Step Opening (1.2 Step) 3/4" X 3/4" N.P.T., 24 Volt, CG-7,8	Honeywell	VR8300C4050	7 – 8
1N	511-044-256	Combination Gas Valve, Step Opening (1.2 Step) 3/4" X 3/4" N.P.T., 24 Volt, CG-7,8	Honeywell	VR800C1307	7 – 8
2N	560-528-980	Natural Gas Pilot Orifice, .018 dia.	Beckett Gas	P18U2	All
COMPONENTS FOR PROPANE GAS					
1P	NA	Combination Gas Control Valve, 1/2" x 1/2" N.P.T., 24 Volt, Propane Gas, need regulator below, CG25 – CG6	Honeywell	VR800A-1152	25 – 6
1P	NA	Propane Regulator for VR800A-1152	Honeywell	V5306B-1033	25 – 6
1P	NA	Combination Gas Control Valve, 3/4" x 3/4" N.P.T., 24 Volt Propane Gas, need regulator below, CG7 – CG8	Honeywell	VR800C-1302	7 – 8
1P	NA	Propane Regulator for VR800C-1302	Honeywell	V5307A-1240	7 – 8
2P	560-528-985	Propane Gas Pilot Orifice, .010 dia.	Beckett Gas	P10U1	All
COMPONENTS FOR NATURAL AND PROPANE GAS					
3	511-330-197	Safety Pilot Burner, Constant Burning, Thermally Supervised	Beckett Gas	E38A1	All
4	511-724-253	Thermocouple, 48" Long	White-Rodgers	H06E048-02B1	All
5	560-742-860	Pilot Tubing, 1/8" O.D. Alum. X 22 3/4" Long with Compression Fittings	Weil-McLain		All
6■	510-312-166	Combination Transformer-Relay Receptacle, 120/24 Volt, 40VA	White-Rodgers	S84A-85	All
6■	510-312-166	Combination Transformer-Relay Receptacle, 120/24 Volt, 40VA	Honeywell	R8285K-1004	All
6■	510-312-166	Combination Transformer-Relay Receptacle, 120/24 Volt, 40VA	Products Unlimited	57-01E07C5F223	All
7■	510-350-223	Plug-In Relay, DPST, 24 Volt Holding Coil	Honeywell	R8222U-1006	All
7■	510-350-223	Plug-In Relay, DPST, 24 Volt Holding Coil	White-Rodgers	91-322000-11000	All
	512-050-230	Rollout Thermal Fuse Element, 228° C	Elmwood Sensors	RD226-001	All
	510-300-013	Spill Switch with Reset, 210° C	Elmwood Sensors	2455RM81740201	CG(m) 25
	510-300-014	Spill Switch with Reset, 240° C	Elmwood Sensors	2455RM80580181	CG(m) 3-8

■ Alternate Components

CG/CGM Series 10 Millivolt




Fig. No.	Part No.	Description	Mfg.	Mfg.'s Part No.	Boiler Size
COMPONENTS FOR NATURAL GAS					
1N	511-044-239	Combination Gas Control Valve, 1/2" x 1/2" N.P.T., Millivolt.	Honeywell	VS820A-1252	25 - 6
1N	511-044-335	Combination Gas Control Valve, 3/4" x 3/4" N.P.T., Millivolt, Step Opening (1.2" Step)	Honeywell	VS820C-1381	7 - 8
2N	560-528-950	Natural Gas Pilot Orifice, .026 Dia	Honeywell	388146AG	All
COMPONENTS FOR PROPANE GAS					
1P	NA (See Honeywell)	Combination Gas Control Valve, 1/2" x 1/2" N.P.T., Millivolt	Honeywell	VS820A-1286	25 - 6
1P	NA	Combination Gas Control Valve, 3/4" x 3/4" N.P.T., Millivolt, Step Opening (3.0" Step) with Propane Regulator Below	Honeywell	VS820C-1381	7 - 8
1P	NA	Propane Regulator	Honeywell	V5307A-1240	7 - 8
COMPONENTS FOR NATURAL AND PROPANE GAS					
3	511-330-186	Safety Pilot Burner, Constant Burning, Thermally Supervised	Honeywell	Q327A-1642	All
4	511-724-249	Powerpile Millivolt Generator with Spade Terminal Block, 35" Long	Honeywell	Q313B-2005	All
5	560-742-860	Pilot Tubing, 1/8" O.D. Alum. X 22 3/4" Long with Compression Fittings	Weil-McLain		All
6	510-312-147	Combination Transformer-Relay Control Center, DPST, 24 Volt Holding Coil, 120/24 Volt transformer 40VA	Honeywell	R8239D-1056	All
7	511-624-574	Manual Control Switch, SPST, Millivolt	Bell Industries	3190-0903	All
	512-050-230	Rollout Thermal Fuse element, 228° C	Elmwood Sensors	RD226-001	All
	512-050-230	Rollout Thermal Fuse element, 228° C	Thermodisc Inc.	GM0604121C	All
	510-300-013	Spill Switch with Reset, 210° C	Elmwood Sensors	2455RM-81740201	CG(m) 25
	510-300-014	Spill Switch with Reset, 240° C	Elmwood Sensors	2455RM-80580181	CG(m) 3-8

CG/CGM Series 9 & 10 PI/PID Models Cycle Pilot




Fig. No.	Part No.	Description	Mfg.	Mfg.'s Part No.	Boiler Size
COMPONENTS FOR NATURAL GAS ONLY					
1	Obsolete	Combination Gas Control Valve, 1/2" x 1/2" N.P.T., 24 Volt with Wiring Harness and Molex Connector	White-Rodgers	36C84-235	25 - 6
1	Obsolete	Combination Gas Control Valve, 3/4" x 3/4" N.P.T., 24 Volt, Step Opening (1.2" Step), with Wiring Harness and Molex Connector	White-Rodgers	36C87-445	7 - 8
2	Obsolete	Combination Safety Pilot Burner with ignition Electrode and Ignition lead Cable - 30"	PSE	E50A6	All
3	560-528-958	Natural Gas Pilot Orifice, .020" Dia., with 1/8" Tube Fitting and Clip	White-Rodgers	F69-2090	All
4	Obsolete	Plug-In Mercury Flame Sensor, SPDT, 30" Capillary	White-Rodgers	3098-134-S1	All
5	Obsolete	Resistor panel, fits between Flame Sensor and Combination Gas Control Valve	White-Rodgers	F67-0918	All
6	560-742-860	Pilot Tubing, 1/8" O.D. Aluminum x 22 3/4" long with Compression Fittings	Weil-McLain		All
7	Obsolete	Pilot Relite Control Module, 24 Volt	White-Rodgers	5059-21	All
	510-811-458	Universal Control System Conversion Kit, Includes 1/2" Gas Valve, Pilot Assy., Module, Wiring, and Instructions.	Weil-McLain		25 - 6
	510-811-459	Universal Control System Conversion Kit, Includes 3/4" Gas Valve, Pilot Assy., Module, Wiring, and Instructions.	Weil-McLain		7 - 8
8	510-312-255	Automatic Vent Damper Motor Operator with Molex Connector, 24 Volt	Johnson	M35BE-1C	All
8	510-512-337	Automatic Vent Damper Motor Operator with Molex Connector, 24 Volt	Effikal	RVGP	All
9	591-391-795	Wiring harness, connects Automatic Vent Damper Motor Operator to Gas Valve, with Molex Connectors	Weil-McLain		All
10	381-800-474	Vent Damper Assembly, 4", CG-2.5, 3	Effikal	RVGP-KS-4BKF	25 - 3
10	381-800-474	Vent Damper Assembly, 4", CG-25,3	Johnson	Q35GB-2	25 - 3
10	381-800-475	Vent Damper Assembly, 5", CG-4	Effikal	RVGP-KS-5BKF	4
10	381-800-475	Vent Damper Assembly, 5", CG-4	Johnson	Q35GD-2	4

Cycle Pilot parts are obsolete thru Weil-McLain. Existing inventory will be sold. Parts may be available through vendor.

CG/CGM Series 10 PI/PID Models Cycle Pilot

Fig. No.	Part No.	Description	Mfg.	Mfg.'s Part No.	Boiler Size
10	381-800-476	Vent Damper Assembly, 6", CG-5, 6	Effikal	RVGP-KS-6BKF	5 – 6
10	381-800-476	Vent Damper Assembly, 6", CG-5, 6	Johnson	Q35GF-2	5 – 6
10	381-800-477	Vent Damper Assembly, 7", CG-7, 8	Effikal	RVGP-KS-7BKF	7 – 8
10	381-800-477	Vent Damper Assembly, 7", CG-7, 8	Johnson	Q35gh-2	7 – 8
	510-312-166	Combination Transformer-Relay Receptacle, 120/24 Volt, 40VA	White-Rodgers	S84A-85	All
	510-312-166	Combination Transformer-Relay Receptacle, 120/24 Volt, 40VA	Honeywell	R8285K-1004	All
	510-312-166	Combination Transformer-Relay Receptacle, 120/24 Volt, 40VA	Products Unlimited	57-01E07C5F223	All
	510-350-223	Plug-In Relay, DPST, 24 Volt Holding Coil	Honeywell	R8222U-1006	All
	510-350-223	Plug-In Relay, DPST, 24 Volt Holding Coil	White-Rodgers	91-322000-11000	All
	512-050-230	Rollout Thermal Fuse element, 228 ^o C	Elmwood Sensors	RD226-001	All
	512-050-230	Rollout Thermal Fuse element, 228 ^o C	Thermodisc Inc.	GM0604121C	All
	510-300-013	Spill Switch with Reset, 210 ^o C	Elmwood Sensors	2455RM-81740201	CG(m) 25
	510-300-014	Spill Switch with Reset, 240 ^o C	Elmwood Sensors	2455RM-80580181	CG(m) 3-8

CG/CGM Series 10 Trim



Fig. No.	Part No.	Description	Mfg.	Mfg.'s Part No.	Boiler Size
TEMPERATURE CONTROLS FOR STANDARD MODEL, PI, AND PID BOILERS					
1	510-312-250	High Limit Temperature Control, Auto Recycle, 140-240°F Range, 30°F Fixed Subtractive Differential with 1/2" N.P.T. Well	White-Rodgers	11B81-3	All
TEMPERATURE CONTROLS FOR MILLIVOLT BOILERS					
2	510-312-145	Combination Operating High Limit and Fixed High Limit Temperature Control, DPST, Automatic Recycle, Operating High Limit 140-240° F Range, Fixed High Limit 240° F with 3/4" N.P.T. Control Well. Fixed high limit furnished with wire leads for connections to thermocouple spade terminal block	White-Rodgers	11B81-703	All
WATER TRIM COMPONENTS COMMON TO ALL BOILERS					
4 ■	511-546-924	ASME Pressure Relief Valve, set to relieve at 30 PSIG, 3/4" N.P.T. Female Inlet	Watts	335	All
4 ■	511-546-924	ASME Pressure Relief Valve, set to relieve at 30 PSIG, 3/4" N.P.T. Female Inlet	Conbraco	10-408-05	All
5 ■	510-218-099	Combination Pressure-Temperature Gauge, 2 1/2" dial, 0-60 PSIG, 60-260° F, short Shank, Back Connection, 1/4" N.P.T.	ENFM-USA	4104-2 1/2 -1/4	All
5 ■	510-218-099	Combination Pressure-Temperature Gauge, 2 1/2" dial, 0-60 PSIG, 60-260° F, short Shank, Back Connection, 1/4" N.P.T.	Ametek	PTA1088	All
6	511-210-423	Drain Valve, 3/4" N.P.T., 1 1/2" shank, Brass	Conbraco	31-606-01	All
7 ■	511-405-113	Circulator, 1/25 H.P., 120/60/1 Motor, 1,750 R.P.M., .75 Amps	Taco	007	All
7 ■	511-405-116	Circulator, 1/12 H.P. 120/60/1 Motor, 1,750 R.P.M.	Taco	UN110	All
7 ■	511-405-115	Circulator, 1/12 H.P., 120/60/1 Motor, 1,750 R.P.M.	Bell and Gossett	100 Series	All

CG/CGM Series 10 Trim

Fig. No.	Part No.	Description	Mfg.	Mfg.'s Part No.	Boiler Size
8	590-317-543	Circulator Gasket for Taco 007 and UN110 Circulators (two required per unit)	Taco	110-339	All
8	590-317-542	Circulator Gasket for B&G 100 Series Circulators (two required per unit)	Bell and Gossett	PO320	All
9	563-910-009	Circulator Counter-Flange, ¾" N.P.T. for Taco Circulators	Taco		All
9	563-910-008	Circulator Counter-Flange, ¾" N.P.T. for B & G Circulators	Bell and Gossett		All
9	563-910-011	Circulator Counter-Flange, 1" N.P.T. for Taco Circulators	Taco		All
9	563-910-013	Circulator Counter-Flange, 1 ¼" N.P.T. for Taco circulators	Taco		All
9	563-910-012	Circulator Counter-Flange, 1 ¼" N.P.T. for B & G Circulators	Bell and Gossett		All
9	563-910-015	Circulator Counter-Flange, 1 ½ " N.P.T. for Taco Circulators	Taco		All
ADDITIONAL TRIM COMPONENTS FOR P-CG BOILERS					
10		Automatic Air Vent, 1/8" N.P.T. required ¼" to 1/8" bushing (NOTE)	Taco	400-3	25 – 6
11	510-632-088	Fill-Trol diaphragm Expansion Tank(Tanks Only) with "O" Ring and machine thread connector to fill valve	Am-Trol	109	25 –5
11	510-632-089	Fill-Trol diaphragm Expansion Tank(Tanks Only) with "O" Ring and machine thread connector to fill valve	Am-Trol	110	6
12 ■	511-210-433	Fill Valve, Angle Style – 90° with built-in strainer, pressure reducer, check valve, and manual shut-off	Conbraco	119-110 – 90°	25 – 6

■ Alternate Components

NOTE: These are available thru hydronic distributors.

CG Series 11 & 12 Universal Control System





Fig. No.	Part No.	Description	Mfr.	Mfr.'s Part No.
1	511-044-381	Combination Gas Valve, 1/2" X 1/2" N.P.T., 24 Volt, CG-25-6	Honeywell	VR8204A2001
1	511-044-381	Combination Gas Valve, 1/2" X 1/2" N.P.T., 24 Volt, CG-25-6	Robertshaw	7D1-D5B-029
1	511-044-381	Combination Gas Valve, 1/2" X 1/2" N.P.T., 24 Volt, CG-25-6	White-Rodgers	36E36-266-S1
1	511-044-382	Combination Gas Valve, Step Opening (1.2 Step) 3/4" X 3/4" N.P.T., 24 Volt, CG-7,8	Honeywell	VR8304P4348
1	511-044-382	Combination Gas Valve, Step Opening (1.2 Step) 3/4" X 3/4" N.P.T., 24 Volt, CG-7,8	White-Rodgers	36C74-474-S1
2	511-330-218	Pilot Burner Assembly with Pilot Burner, Orifice, Sensing Lead and Ignition Cable	Precision Speed Equip	PSE-NA16
3	560-742-860	Pilot Tubing, 1/8" O.D. X 22-3/4", with Fittings	White-Rodgers	F80-1208
4	511-330-097	Ignition Sensing Control Module without Damper Molex, 24 Volt Series 12 Only	United Technologies	1003-511
4	511-330-097	Ignition Sensing Control Module without Damper Molex, 24 Volt Series 12 Only	Honeywell	S8620C1003
	591-391-863	Wiring Harness, Series 12 only	Weil-McLain	
	511-330-095	Ignition Sensing Control Module with damper molex, 24 volt, Series 11 Only	United Technology	1003-510

NOTE: There is no wiring harness for Series 11. Unit had individual Wires.

CG Series 11 & 12 Trim



CG Series 11 & 12 Trim

Fig. No.	Part No.	Description	Mfr.	Mfr.'s Part No.
5	510-312-250	High Limit Temperature Control, Auto Recycle, 140-240°F Range, 30°F Fixed Subtractive Differential with ½" N.P.T. Well	White-Rodgers	11B81-3
6	511-546-924	30 PSIG ASME Relief Valve, ¾" N.P.T., Female Inlet	Watts	335
6	511-546-920	30 PSIG ASME Relief Valve, ¾" N.P.T., Male Inlet	Watts	M330
7	510-218-099	Combination Gauge, 2-1/2" Dial, 0-60 PSIG, 60-260°F, Short Shank, ¼" N.P.T., Back Connection	ENFM	1976A
8	511-210-423	Drain Valve, ¾" N.P.T., 1-1/2" Shank	Conbraco	31-606-01
9	511-405-113	Circulator, 1/25 HP, 120/60/1	Taco	007
9	511-405-118	Circulator, 1/20 HP, 120/60/1	Bell & Gossett	NRF-22
9	511-405-126	Circulator, 1/25 HP, 120/60/1	Grundfos	UP15-42FR
9	511-405-115	Circulator, 1/12 HP, 120/60/1	Bell & Gossett	100
10	590-317-535	Gasket for NRF-22 and 100 Circulators (2 Required)	Bell & Gossett	PO3200
11	381-354-525	Circulator Hardware Kit 1" Universal	Weil-McLain	
11	381-354-526	Circulator Hardware Kit 1-1/4" Universal	Weil-McLain	
11	381-354-530	Circulator Hardware Kit ¾" Universal	Weil-McLain	
11	381-354-531	Circulator Hardware Kit 1-1/2" Universal	Weil-McLain	
13	591-391-795	Damper Wiring Harness with Molex	Weil-McLain	
	510-512-337	Vent Damper Motor Operator with Molex	Effikal	RVGP
	510-312-255	Vent Damper Motor Operator with Molex	Johnson Controls	M35BE-1C
14	381-800-474	Vent Damper Assembly, 4", CG-2.5, 3	Effikal	RVGP-KS-4BKF
14	381-800-474	Vent Damper Assembly, 4", CG-25,3	Johnson	Q35GB-2
14	381-800-475	Vent Damper Assembly, 5", CG-4	Effikal	RVGP-KS-5BKF
14	381-800-475	Vent Damper Assembly, 5", CG-4	Johnson	Q35GD-2
14	381-800-476	Vent Damper Assembly, 6", CG-5, 6	Effikal	RVGP-KS-6BKF
14	381-800-476	Vent Damper Assembly, 6", CG-5, 6	Johnson	Q35GF-2
14	381-800-477	Vent Damper Assembly, 7", CG-7, 8	Effikal	RVGP-KS-7BKF
14	381-800-477	Vent Damper Assembly, 7", CG-7, 8	Johnson	Q35GH-2
15	510-312-166	Combination Transformer-Relay Receptacle, 120/24 Volt, 40VA	White-Rodgers	S84A-85
15	510-312-166	Combination Transformer-Relay Receptacle, 120/24 Volt, 40VA	White-Rodgers	599-9001
15	510-312-166	Combination Transformer-Relay Receptacle, 120/24 Volt, 40VA	Honeywell	R8285K1004
15	510-312-166	Combination Transformer-Relay Receptacle, 120/24 Volt, 40VA	Products Unlimited	570E07C5F223
16	510-350-223	Plug-In Relay, DPST, with 24 Volt Holding Coil	Honeywell	R8222U1006
16	510-350-223	Plug-In Relay, DPST, with 24 Volt Holding Coil	White-Rodgers	91-322000-11000
16	510-350-223	Plug-In Relay, DPST, with 24 Volt Holding Coil	Products Unlimited	9001-241Q223
18	512-050-230	Rollout Thermal Fuse, 228°C	Elmwood Sensors	RD226-001
19	510-300-013	Spill Switch with Reset, 210° F, manual reset for CG-25 only	Elmwood Sensors	2455RM-8174-0201
19	510-300-014	Spill Switch with Reset, 240°F, manual reset for CG-3 thru 8	Elmwood Sensors	2455RM-8050-0181
20	510-632-088	Fill-Trol Diaphragm Expansion Tank	Amtrol	109
20	510-632-089	Fill-Trol Diaphragm Expansion Tank	Amtrol	110
21	511-210-433	Fill Valve, Angle Style-90°, with built-in Strainer, Pressure Reducer, Check Valve and Manual Shut-Off	Conbraco	MX3907

CG Series 11 & 12 Standing Pilot





Fig. No.	Part No.	Description	Mfr.	Mfr.'s Part No.
COMPONENTS FOR NATURAL GAS				
1N	511-044-360	Combination Gas Valve, 1/2" X 1/2" N.P.T., 24 Volt, CG-25-6	Honeywell	VR8200A2116
1N	511-044-360	Combination Gas Valve, 1/2" X 1/2" N.P.T., 24 Volt, CG-25-6	Robertshaw	7AO-A1B-042
1N	511-044-256	Combination Gas Valve, Step Opening (1.2 Step) 3/4" X 3/4" N.P.T., 24 Volt, CG-7,8	Honeywell	VR8300C4050
1N	511-044-256	Combination Gas Valve, Step Opening (1.2 Step) 3/4" X 3/4" N.P.T., 24 Volt, CG-7,8	Honeywell	VR800C1307
	510-811-644	Natural Gas Pilot Replacement Kit	Weil-McLain	
COMPONENTS FOR PROPANE GAS				
1P	511-044-258	Combination Gas Valve, 1/2" X 1/2" N.P.T., 24 Volt, CG-25-6	Honeywell	VR8200A1074
1P	511-044-258	Combination Gas Valve, 1/2" X 1/2" N.P.T., 24 Volt, CG-25-6	Honeywell	VR82A2280
1P	511-044-257	Combination Gas Valve, Step Opening (1.2 Step) 3/4" X 3/4" N.P.T., 24 Volt, CG-7,8	Honeywell	VR8300C4100
	510-811-646	Propane Gas Pilot Replacement Kit	Weil-McLain	
COMMON COMPONENTS TO ALL CG STANDING PILOT BOILERS				
2	591-391-862	Wiring Harness Series 12	Weil-McLain	
	510-811-648	Pilot Regulator Kit (Includes Maxitrol RV-12, Tubing and Fittings) CG-25,3	Weil-McLain	
	591-391-780	Damper wiring harness for Series 11, all other wiring is individual wires		
	511-724-254	Thermo-couple 30, screw in (Natural Gas)		
	511-724-253	Thermo-couple 48, push in (Propane Gas)		

N denotes Natural Gas

P denotes Propane Gas