





SPECIALTY BALL VALVES CONT.


Pex End Ball Valves		Part No.	Size	Model No.	List Price	Case Qty.	Carton Qty.
ISO-9002, 400 CWP FOR USE ON PEX TUBING	 T-2005	NEW ▶ 101-590	1/2"	T-2005 MIP x PEX END BV	6.59	100	10
		▶ 101-591	3/4"	T-2005 MIP x PEX END BV	8.61	80	8
		▶ 101-592	1"	T-2005 MIP x PEX END BV	13.61	48	6





CPVC Union-End Full Port Ball Valves		FORGED BRASS CPVC CONNECTION			List Price	Case Qty.	Carton Qty.
ISO-9002, 600 CWP	 T-1008	101-573	1/2"	T-1008 C.T.S.	24.36	80	10
		101-574	3/4"	T-1008 C.T.S.	37.11	50	10

Full Port Ball Valve with Cap & Chain		FORGED BRASS			List Price	Case Qty.	Carton Qty.
ISO-9002, 600 CWP	 T-1002CC	101-570	3/4"	T-1002CC I.P.S	30.77	50	10

Ball Valves with Compression Ends		FULL PORT, 600 CWP			List Price	Case Qty.	Carton Qty.
ISO-9002, 600 CWP	 T-1009	101-643	1/2"	T-1009 COMP END BALL VALVE	27.29	100	10
		101-644	3/4"	T-1009 COMP END BALL VALVE	33.30	60	10
		101-645	1"	T-1009 COMP END BALL VALVE	57.87	36	6

NEW		FULL PORT, 600 CWP, GLAND FOLLOWER DESIGN			List Price	Case Qty.	Carton Qty.
 T-2009	▶ 101-453	1/2"	T-2009 COMP END BALL VALVE	17.58	96	12	
	▶ 101-454	3/4"	T-2009 COMP END BALL VALVE	23.81	64	8	
	▶ 101-455	1"	T-2009 COMP END BALL VALVE	34.67	36	6	

CONVENTIONAL PORT - WITH WASTE, 400 CWP		Part No.	Size	Model No.	List Price	Case Qty.	Carton Qty.
 T-802	101-553	1/2"	T-802 COMP END BALL VALVE	18.54	120	10	
	101-554	3/4"	T-802 COMP END BALL VALVE	25.20	90	10	
	101-555	1"	T-802 COMP END BALL VALVE	39.20	60	6	

Female x Sweat Ball Valves, Full Port		Part No.	Size	Model No.	List Price	Case Qty.	Carton Qty.
ISO-9002, 150 WSP, 600 WOG GLAND FOLLOWER DESIGN FOR CONNECTING BOILERS TO COPPER TUBE	 T-1007	101-623	1/2"	T-1007 I.P.S. x SWT	13.03	120	10
		101-624	3/4"	T-1007 I.P.S. x SWT	21.79	90	10
		101-625	1"	T-1007 I.P.S. x SWT	33.72	60	6

BALL VALVES