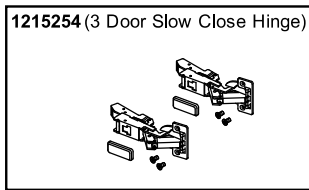




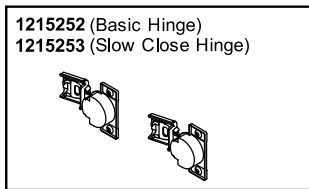
Verdera®



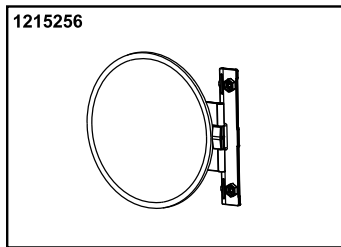
**34" W x 30" H aluminum medicine cabinet
K-99008-NA**



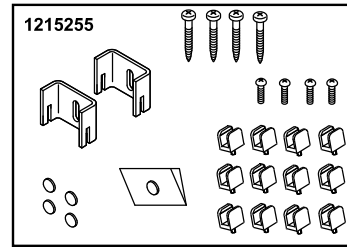
1215254 (3 Door Slow Close Hinge)



1215252 (Basic Hinge)
1215253 (Slow Close Hinge)

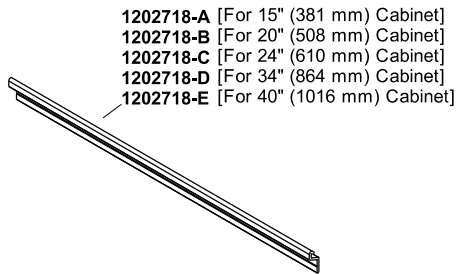
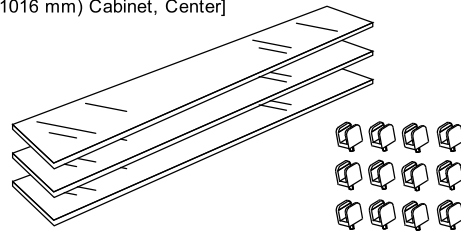


1215256



1215255

- 1215251-A** [For 15" (381 mm) Cabinet]
- 1215251-B** [For 20" (508 mm) Cabinet]
- 1215251-C** [For 24" (610 mm) Cabinet]
- 1215251-D** [For 34" (864 mm) Cabinet]
- 1215251-E** [For 40" (1016 mm) Cabinet, Side]
- 1215251-F** [For 40" (1016 mm) Cabinet, Center]



- 1202718-A** [For 15" (381 mm) Cabinet]
- 1202718-B** [For 20" (508 mm) Cabinet]
- 1202718-C** [For 24" (610 mm) Cabinet]
- 1202718-D** [For 34" (864 mm) Cabinet]
- 1202718-E** [For 40" (1016 mm) Cabinet]

- 1202708** [10" x 30" (254 mm x 762mm)]
- 1202709** [15" x 30" (381 mm x 762 mm)]
- 1202710** [20" x 30" (508 mm x 762mm)]
- 1202711** [24" x 30" (609 mm x 762 mm)]
- 1202712** [20" x 23-1/4" (508 mm x 591 mm)]
- 1228218** [20" x 26" (508 mm x 660 mm)]

