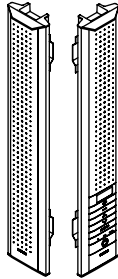


Homeowners Guide
Guide du propriétaire
Guía del usuario

Cabinet Mounted Stereo
Stéréo montée sur armoire
Estereo de montaje en gabinete

K-2958



M product numbers are for Mexico (i.e. K-12345M)
Los números de productos seguidos de M
corresponden a México (Ej. K-12345M)

USA/Canada: 1-800-4KOHLER
México: 001-800-456-4537

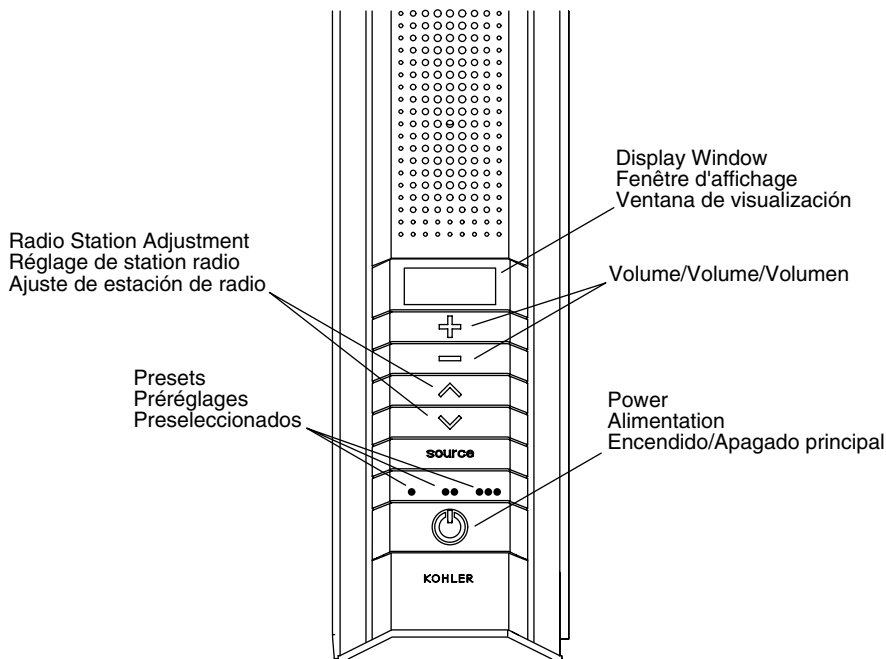
kohler.com

THE BOLD LOOK
OF **KOHLER**®

1163755-5-A

©2011 Kohler Co.

Operation



- Power** - To turn the power ON and OFF, push the power button.
- Display Window** - Displays time, radio station, and status information.
- Volume** - To adjust the volume UP, use the "+" icon. To adjust the volume DOWN, use the "-" icon.
- Radio Station** - To adjust the radio station, select the UP or DOWN arrow.
- Radio Station Scan** - To scan for radio stations, press the UP or DOWN arrow for 3 seconds. It will find the first radio station with a strong signal and stop.
- Music Source** - To change the input selection from FM Radio to AM Radio or Aux Input press the "source" icon until your desired choice appears. Press the "source" icon for 3-5 seconds to adjust the clock or alarm.
- External Music Source** - Connect an external player to the input on the bottom of the radio panel using the supplied cord. Select "aux" using the "source" icon.
- Radio Station Presets** - There are three presets. To save a preset, adjust the tuner to the desired radio station. Push one of the preset icons until multiple beeps are emitted. Release the icon.
- Alarm** - Activate the alarm using the third preset icon. When the alarm sounds, it can be stopped using any preset icon.

Setting the Clock

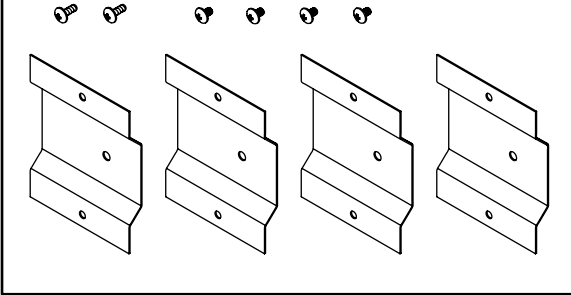
NOTE: If the unit is inactive for 5 seconds it will revert back to the music mode.

NOTE: The time will not be displayed constantly when the radio is powered by battery power.

Service Parts/Pièces de rechange/Piezas de repuesto

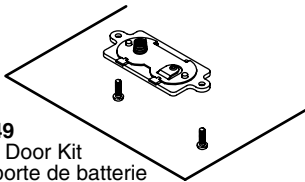
1171423

Mounting Bracket Kit
Kit de support de montage
Kit de soporte de montaje



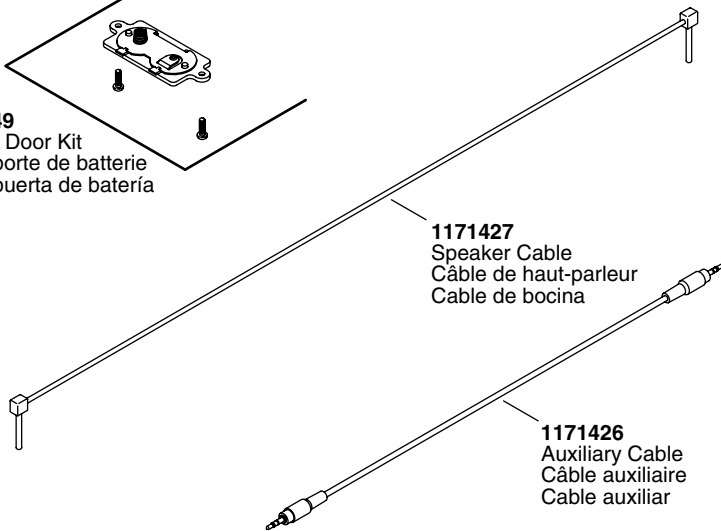
1180849

Battery Door Kit
Kit de porte de batterie
Kit de puerta de batería



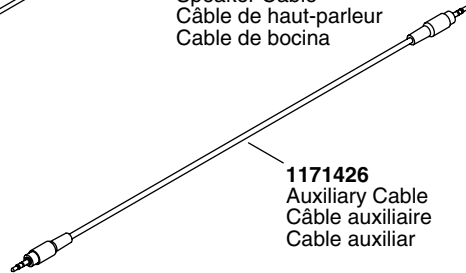
1171427

Speaker Cable
Câble de haut-parleur
Cable de bocina



1171426

Auxiliary Cable
Câble auxiliaire
Cable auxiliar



****Finish/color code must be specified when ordering.
**Vous devez spécifier les codes de la finition et/ou de la couleur
quand vous passez votre commande.
Se debe especificar el código del acabado/color con el pedido.