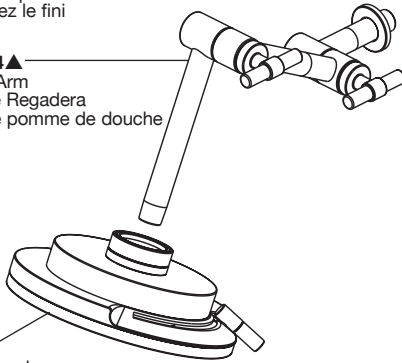


T60035, T60235 Models / Modelos / Modèles

- ▲ Specify Finish
- ▲ Especifica el Acabado
- ▲ Précisez le fini

RP81434▲
Shower Arm
Brazo de Regadera
Tuyau de pomme de douche

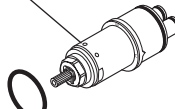


87435▲
Showerhead
Cabeza de Regadera
Pomme de douche

RP50879▲
Trim Sleeve
Manga de Franja
Manchon de finition



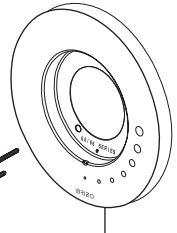
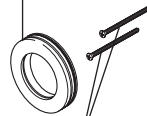
RP47201
Cartridge Assembly
Cartucho
Cartouche



RP23336
O-Ring
Anillo "O"
Joint torique



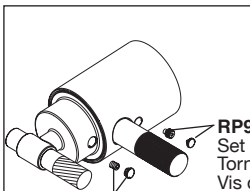
RP49089▲
Trim Ring
Aro de accesorio
Anneau décoratif



RP76517▲
Escutcheon
(Diag. Screw Holes)
Chapetón
(Huecos para los
Tornillos Diagonales)
Rosace
(Trous de vis
en diagonale)

RP49090
Trim Screws
Atornillos de Franja
Vis de finition

RP12630
Longer Screws
Tornillos Más Grandes
Vis plus longues

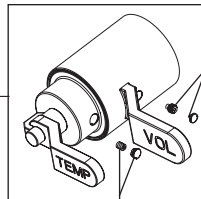


RP90418▲
Set Screw & Button
Tornillo de Presión y Botón
Vis de calage et Bouton

RP90417▲
Set Screw & Button
Tornillo de Presión y Botón
Vis de calage et Bouton

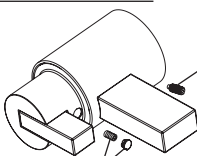
HL6033▲ (T Lever)
Handle Assembly
Ensamble de la Manija
Poignée

HL6034▲
(Industrial Lever)
Handle Assembly
Ensamble de la Manija
Poignée



RP90417▲
Set Screw & Button
Tornillo de Presión y Botón
Vis de calage et Bouton

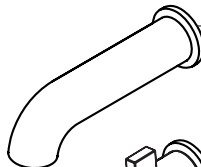
RP90418▲
Set Screw & Button
Tornillo de Presión y Botón
Vis de calage et Bouton



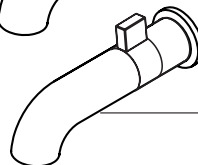
RP90416
Set Screw
Tornillo de Ajuste
Vis de calage

RP90418▲
Set Screw & Button
Tornillo de Presión y Botón
Vis de calage et Bouton

HL6032▲ (Lever)
Handle Assembly
Ensamble de la Manija
Poignée



RP81435▲
Tub Spout/Pull-Up Diverter
Tubo de Salida para Bañera/
Botón Desviador de Alzar
Bec/avec dérivation à tirette



RP81436▲
Tub Spout/Pull-Up Diverter
Tubo de Salida para Bañera/
Botón Desviador de Alzar
Bec/avec dérivation à tirette