

A. O. SMITH

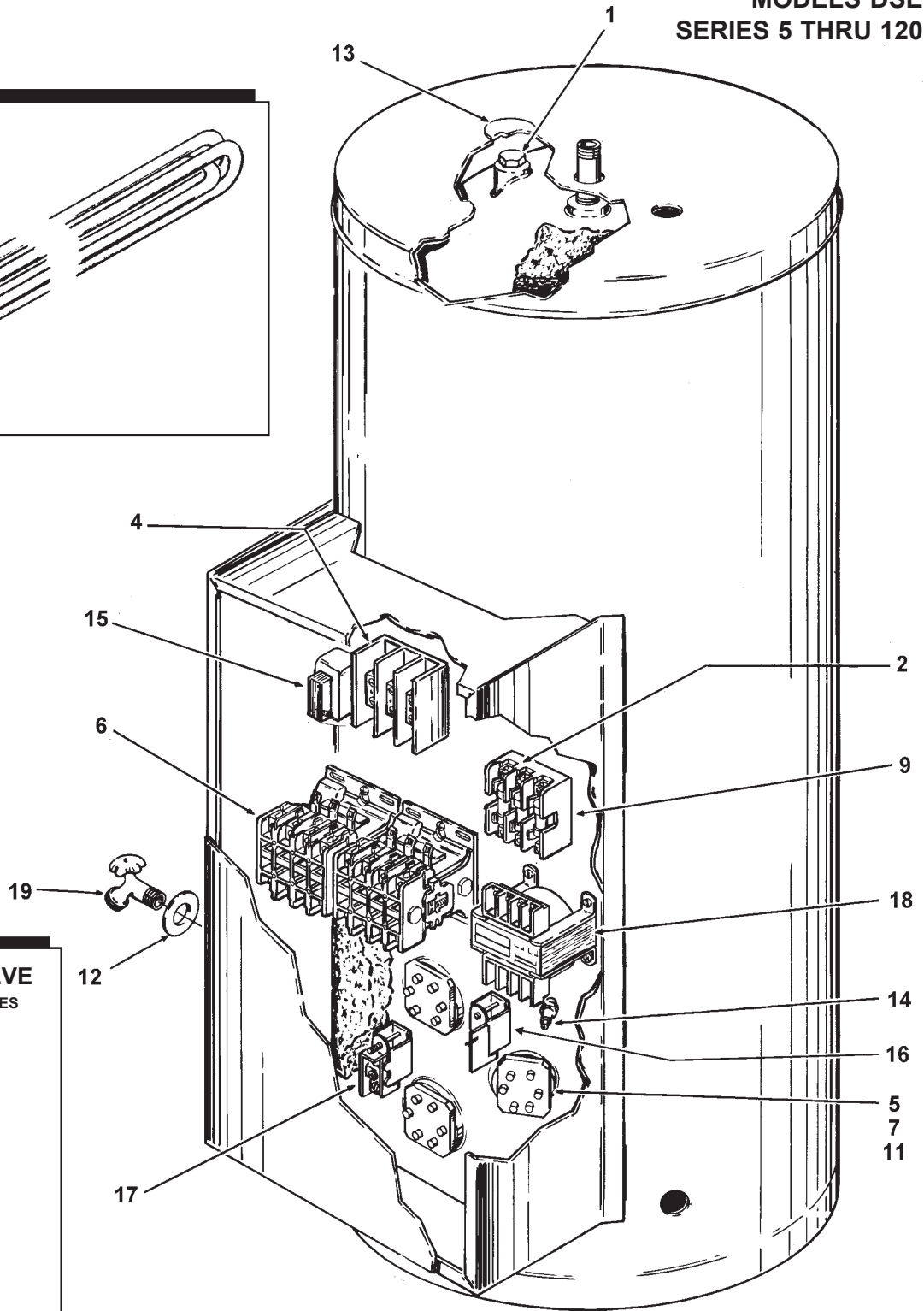
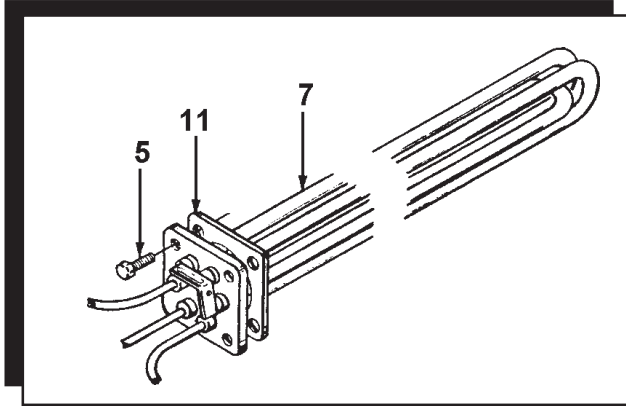
WATER PRODUCTS COMPANY

PSD-6-605/c

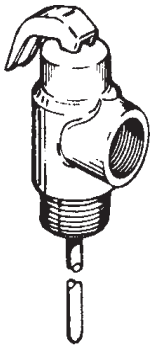
ELECTRIC

COMMERCIAL WATER HEATER
REPLACEMENT PARTS LIST

MODELS DSE
SERIES 5 THRU 120



3/4" T&P RELIEF VALVE
AUTOMATIC, SELF-CLOSING TYPES



20

A.O. SMITH WATER PRODUCTS CO., INC.

5621 W. 115TH STREET • ALSIP, ILLINOIS 60803

PHONE: 1-800-433-2545

FAX: 1-800-433-2515 • WWW.HOTWATER.COM

Table 1. ELEMENT CHART AND CONNECTIONS

A.O. Smith Part Number	KW	Volts	Phase	Element length	Fits Tank Size (Gal's)	A.O. Smith Part Number	kw	Volts	Phase	Element Length	Fits Tank Size (Gal's)
5200 60002-1 60003-1	2	208 240 480	1 or 3 1 or 3 3§	9.5"	5 thru 120	60001-4 60002-6 60003-6	9	208 240 480§	1 or 3 1 or 3 3§	15.5"	20 thru 120
5200-1 60002-2 60003-2	3	208 240 480	1 or 3 1 or 3 3§	9.5"	5 thru 120	60001-5 60002-7 60003-7	10	208 240 480	1 or 3 1 or 3 3§	15.5"	2- thru 120
60001-1 60002-3 60003-3	5	208 240 480	1 or 3 1 or 3 3§	9.5"	5 thru 120	60001-7 60002-9 60003-9	12	208 240 480§	1 or 3 1 or 3 3§	15.0"	65 thru 120
60001-2 60002-4 60003-4	6	208 240 480§	1 or 3 1 or 3 3§	12.0"	10 thru 120	60001-9 60002-11 60003-11	15	208 240 480§	1 or 3 1 or 3 3§	15.0"	65 thru 120
60001-3 60002-5 60003-5	7.5	208 240 480	1 or 3 1 or 3 3§	14.5"	20 thru 120	60001-12 60002-14 60003-14	18	208 240 480§	1 or 3 3§	15.0"	65 thru 120

§ Elements marked 277/480V. Element resistance wires operate at 277V 1Ø on 480V 3Ø due to Y connection on element.

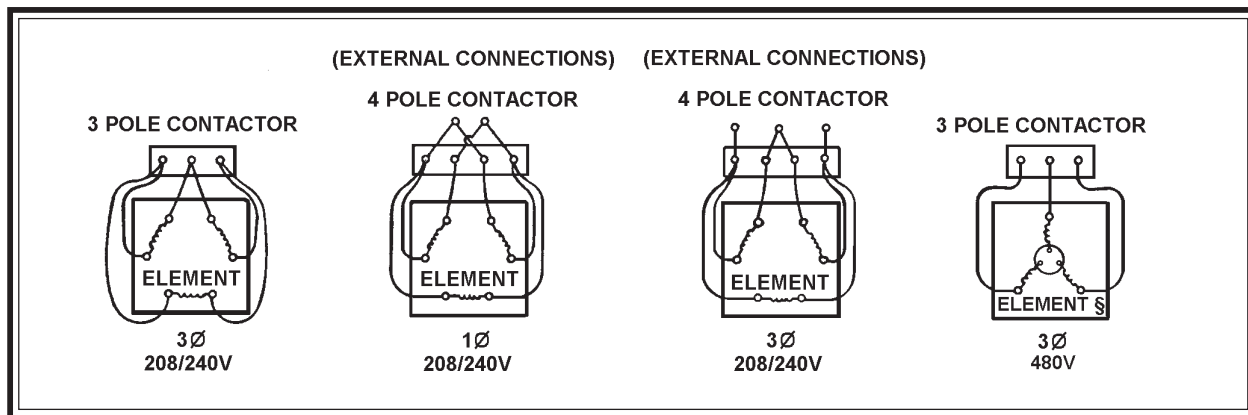


Table 2. CONTROL CIRCUIT FUSING

Voltage	120	208	220	240	277	380	415	480	575	600
Fuse Type	FNM	FNQ-R	FNQ-R	FNQ-R	FNQ-R	FNQ-R	FNQ-R	FNQ-R	FNQ-R	FNQ-R
VA	Secondary		Primary							
501	0.6 (02005006) <u>2005-6</u>	1.25 (02006012) <u>2006-6</u>	N/A	N/A	0.8 (02006008) <u>2006-8</u>	0.6 (02006006) <u>2006-6</u>	N/A	N/A	0.4 (02006004) <u>2006-4</u>	0.4 (02006004) <u>2006-4</u>
75	1 (02005010) <u>2005-10</u>	1.5 (02006015) <u>2006-15</u>	1.5 (02006015) <u>2006-15</u>	1.5 (02006015) <u>2006-15</u>	1.25 (02006012) <u>2006-12</u>	0.8 (02006008) <u>2006-8</u>	0.8 (02006008) <u>2006-8</u>	0.6 (02006006) <u>2006-6</u>	0.6 (02006006) <u>2006-6</u>	0.6 (02006006) <u>2006-6</u>
100	1.25 (02005012) <u>2005-12</u>	2 (02006020) <u>2006-20</u>	2 (02006020) <u>2006-20</u>	2 (02006020) <u>2006-20</u>	1.5 (02006015) <u>2006-15</u>	1.25 (02006012) <u>2006-12</u>	1.25 (02006012) <u>2006-12</u>	0.8 (02006008) <u>2006-8</u>	0.8 (02006008) <u>2006-8</u>	0.8 (02006008) <u>2006-8</u>

Fuse Amp rating is shown in **bold**.
Seattle Part Numbers are shown in ().
PSD Part Numbers are shown underlined.

Item	Description	Seattle Part Number	PSD Part Number
1	Anode:		
	16" Long, 0.840" Ø, ¾" NPT	06200016	5206-18
	24" Long, 0.840" Ø, ¾" NPT	06200024	5206-24
	39" Long, 0.840" Ø, ¾" NPT	06200039	5206-39
2	Fuse Block - Control Circuit:		
	Primary fuse Block - 2 Pole	02101032	2101-32
	Secondary Fuse Block - 1 Pole	02101031	2101-31
3	* Fuse Block - Power Circuit:		
	3 Pole, 60 Amp, 300 Volt	02103360	98371
	3 Pole, 60 Amp, 600 Volt	02106360	5335
4	Block, Power Distribution	REFER TO PSD or FACTORY	
5	Element Bolt 3/8" - 16 ¾"	08050303	5288
6	Contactors:		
	* 3 Pole, 50 Amp, 120 Volt	01503120	5102-3
	4 Pole, 50 Amp, 120 Volt	01504120	5102-4
7	Elements	REFER TO TABLE 1 (on previous page)	
8	* Element Opening Blank Plate	01241000	26344-1
9	Fuse - Control Circuit	REFER TO TABLE 2 (on previous page)	
10	* Fuse - Power Circuit:		
	50 Amp, 300 Volt, Buss # SC - 50	02000050	98376
	60 Amp, 300 Volt, Buss # SC - 60	02000060	99253
	50 Amp, 600 Volt, Buss # SC - 50	02000150	5337-1
	60 Amp, 600 Volt, Buss # SC - 60	02000160	5337-2
11	Element Gasket	01240406	5109
12	Grommet, Drain Valve	09014012	20172-6
13	Plug, Anode Opening	09014046	5274
14	+ Probe, Low Water Cut Off Relay	04600020	5106
15	+ Low Water Cut Off Relay	04600010	5105
16	Switch:		
	Manual Reset (with compression fitting)	03105431	310543-A
	* Automatic Reset (with compression fitting)	03100081	310008-A
17	Thermostat (with compression fitting)	03100081	310008-A
18	Transformer:		
	208/220/240/277V	01605007	1605-7
	380/480V	01606006	1606-6
19	Drain Valve:		
	¾" NPT Male (5-50 Gallon)	01222004	33937
	* ¾" NPT Female (65-120 Gallon)	01222004	
	* ¾" NPT x 4" Nipple for Female Drain Valve	01036206	
20	Relief Valve ¾"	01204125	
21	◆ Wire:		
	Control Circuit, White, 14 AWG, THWN/THHN	09010214	35841
	Control Circuit, Black, 14 AWG, THWN/THHN	09010214	30623
	Power Circuit, Black, 8 AWG, THWN/THHN	09010208	5277

* Not Illustrated

+ Optional

◆ When ordering, indicate length in inches. (Example): 35841-100 = 100" length)



A.O. SMITH
WATER PRODUCTS
COMPANY
PSD / Alsip, IL

A.O. SMITH WATER PRODUCTS CO., INC.
5621 W. 115TH STREET • ALSIP, ILLINOIS 60803
PHONE: 1-800-433-2545 • FAX: 1-800-433-2515
Website: WWW.HOTWATER.COM • EMAIL: PARTS@HOTWATER.COM